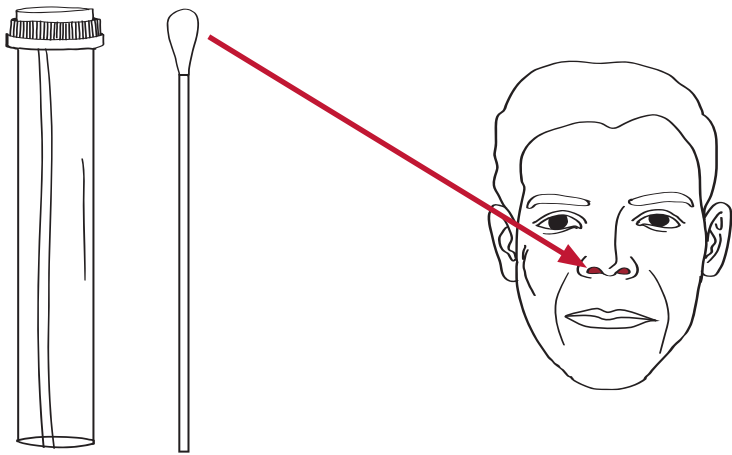
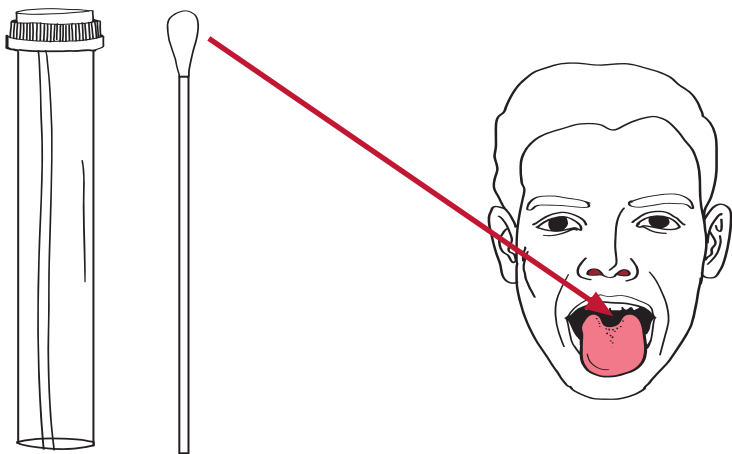


1
♀♂

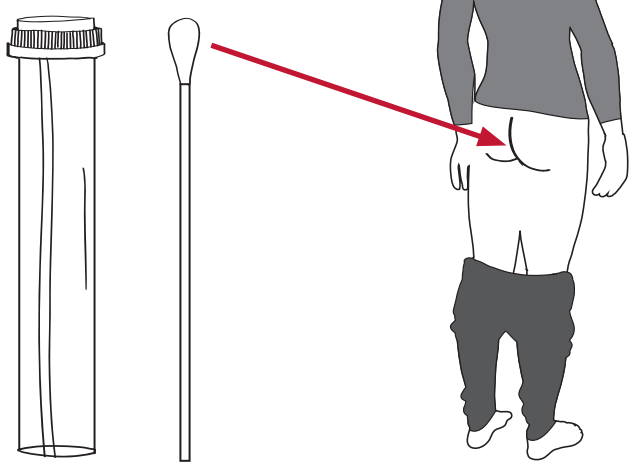


2
♀♂



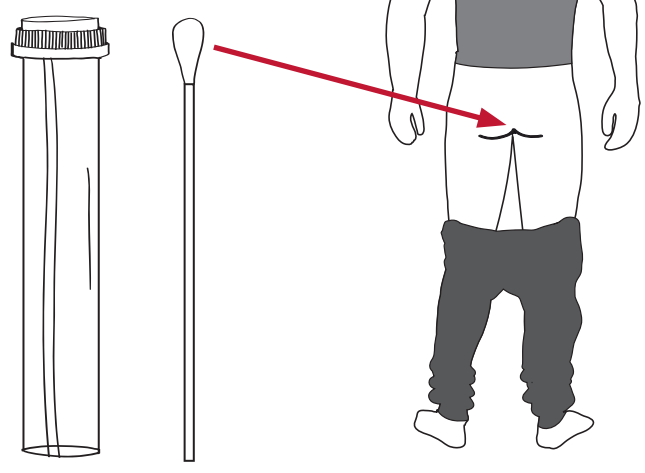
3

♀



3

♂



Why you are screened for antibiotic-resistant bacteria

Which patients are screened for resistant bacteria?

Resistant bacteria are relatively uncommon in Sweden. To prevent the spread of resistant bacteria such as MRSA, VRE and ESBL (see under last headline for details), patients who have been cared for at a hospital/clinic abroad during the last year, as well as patients who have been exposed to resistant bacteria (such as being treated on a ward/clinic exposed to resistant bacteria) are screened.

MRSA, VRE and ESBL are not diseases but designations for bacteria that have become more resistant to antibiotics, for example, penicillin.

In order to receive the correct antibiotics when you have an infection, it is important to know if you are carrying resistant bacteria.

What does it mean for me as a patient to be screened for MRSA, VRE and ESBL?

The screening results are often received after 1-3 days. If the results do not indicate the presence of resistant bacteria you can be cared for in the department without extra precautions being taken.

While waiting for the screening results you might be isolated in your room.

If the screening indicates the presence of resistant bacteria you will receive more information from your doctor.

How can the spread of bacteria in a medical facility be avoided?

All staff should consistently follow "Basic hygiene routines".

This means, among other things, cleaning hands with an antiseptic solution between every patient.

Remember:

- Be careful about your hand hygiene, especially after using the toilet and before meals
- Talk to the staff if you want to leave your room before you receive the screening results
- Relatives are allowed to visit you as normal but should stay in your room

What do the abbreviations stand for?

MRSA (Methicillin-Resistant Staphylococcus Aureus) is a staphylococcus that is resistant to certain antibiotics, for example, penicillin. Staphylococci are commonly present in nostrils, skin and mucous membranes. Sometimes these bacteria cause infections – in sores or abscesses, for example.

VRE (Vancomycin-Resistant Enterococci) is a strain of enterococcus that is resistant to certain antibiotics. Enterococci are bacteria that are normally present in the intestine.

ESBL (Extended Spectrum Beta Lactamase) is an enzyme that is produced by certain intestinal bacteria (such as E.coli bacteria). Bacteria that produce ESBL are resistant to certain antibiotics. E.coli bacteria normally reside in the intestine together with many other bacteria.

Common to VRE- and ESBL-producing intestinal bacteria is that they are often only carried in the intestine. As long as these bacteria remain in the intestine they are not noticeable. They can sometimes cause infections, most commonly in the urinary tract and in sores.

Ring 1177 for health care advice in English/Swedish or visit www.1177.se/Halland/other-languages